


Panel and HULK EVK Connection SOP


Demo Kit Hardware Description



Button	Function
SW1	Reset
SW2	Next image
SW3	Slide Show Mode
SW4	Previous image
SW5	White/Black image

Assembly and Operating Instructions


① Attach the panel to HULK



② Connect the mini-USB to HULK



③ Connect the mini-USB to USB power



④ Press **SW2** Next image

⑤ Press **SW3** Slide show mode

⑥ Press **SW4** Previous image

⑦ Press **SW5** White/Black image

Disassembly Instructions

① Disconnect the mini-USB from USB power

② Disconnect the mini-USB from HULK

③ Detach the panel from HULK